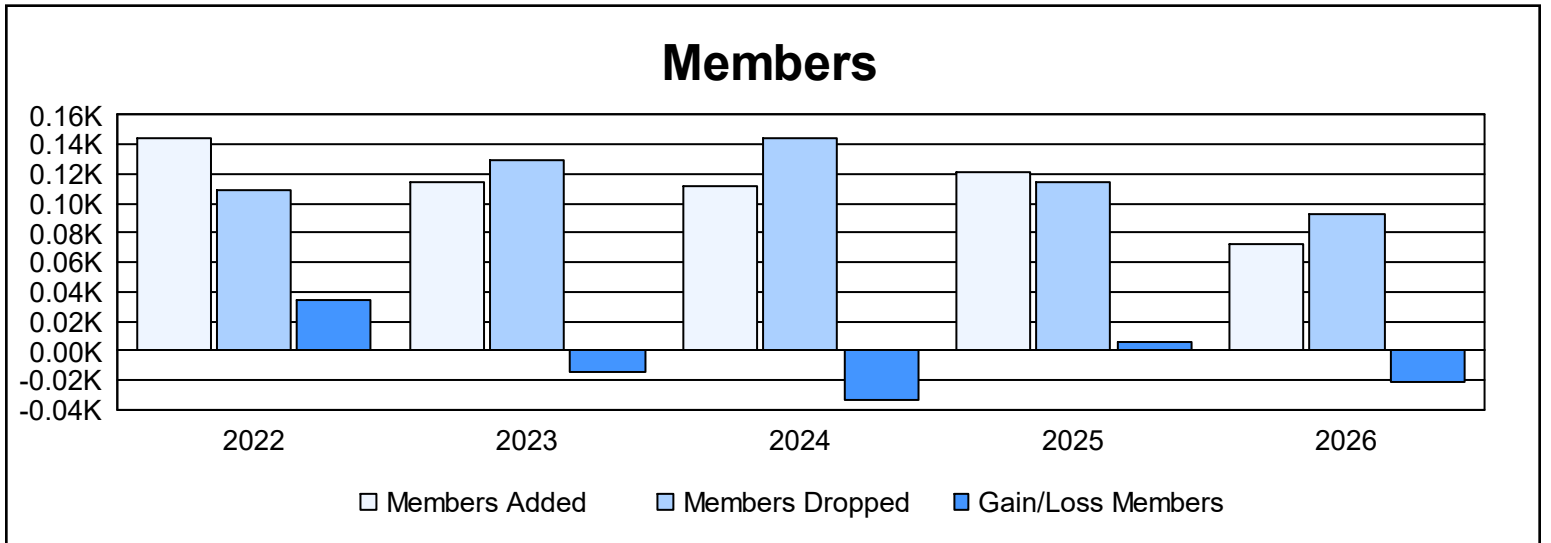
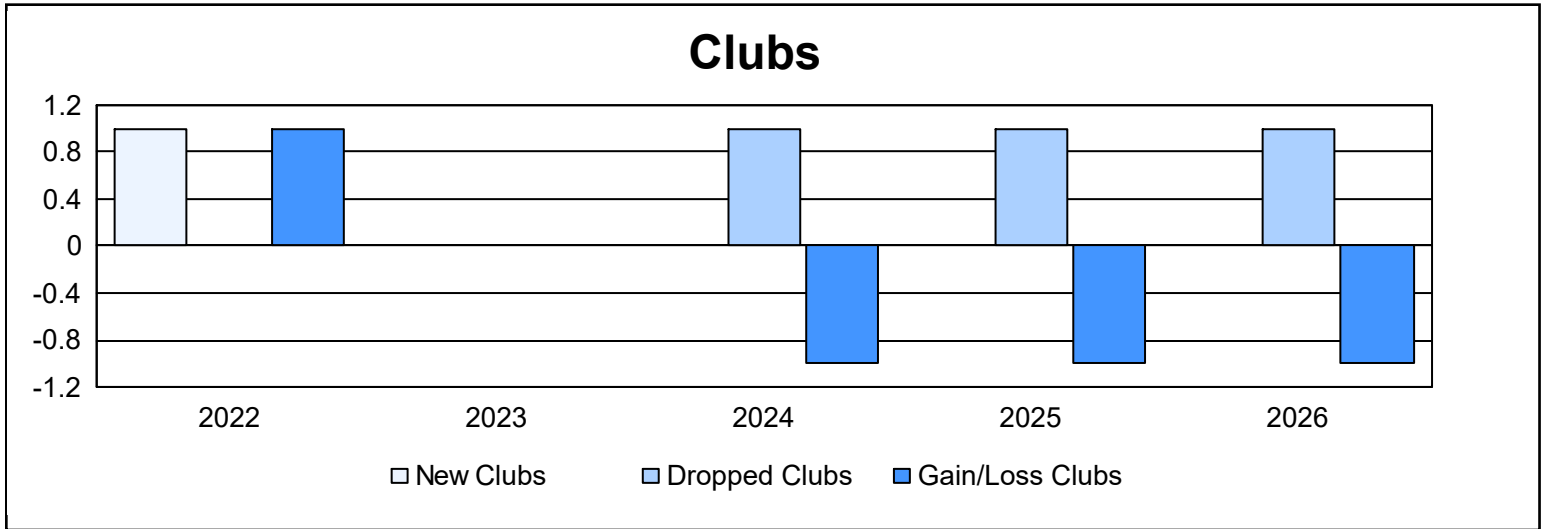
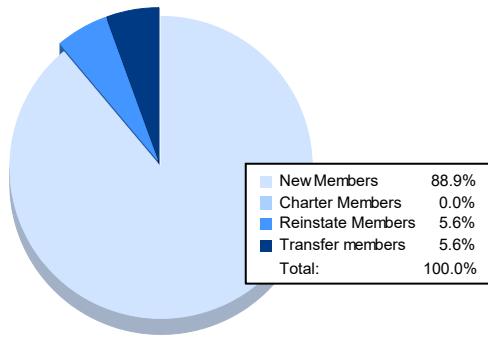


Year	New Clubs	Dropped Clubs	Gain/ Loss Clubs	New Members	Charter Members	Reinstate Members	Transfer Members	Total Member Added	Total Members Dropped	Gain/ Loss Members
2021-2022	1	0	1	110	27	2	5	144	109	35
2022-2023	0	0	0	106	2	2	5	115	130	-15
2023-2024	0	1	-1	92	0	3	17	112	145	-33
2024-2025	0	1	-1	98	0	7	16	121	115	6
2025-2026	0	1	-1	64	0	4	4	72	93	-21
<b>Average</b>	<b>0</b>	<b>1</b>	<b>0</b>	<b>94</b>	<b>6</b>	<b>4</b>	<b>9</b>	<b>113</b>	<b>118</b>	<b>-6</b>



### Membership Composition January 2026 Cumulative



### Gender Composition January 2026 Cumulative

